

CANBERRA SECONDARY SCHOOL

National Digital Literacy Programme (NDLP) and
Personal Learning Device (PLD) Initiative



The National Digital Literacy Programme (NDLP) and the Personal Learning Device (PLD) Initiative

NDLP and PLD Initiative

1. The NDLP was launched in March 2020 to help students **strengthen their digital literacy and acquire digital skills** needed to navigate in the digital world.
2. Under the NDLP, every secondary school student will **own a school-prescribed Personal Learning Device (PLD)**. Students may use funds from their Edusave Account to pay for the PLD.

Intended Outcomes of the PLD Initiative

The use of the PLD aims to:



**Support the
Development of
Digital Literacy**



**Support Self-
Directed and
Collaborative
Learning**



**Enhance
Teaching and
Learning**


Students' Experiences



Our device provided was a laptop each.

Learning with a PLD in Canberra Sec

Active Learning



Learning with a PLD in Canberra Sec

Engaged Learners



Learning with a PLD in Canberra Sec

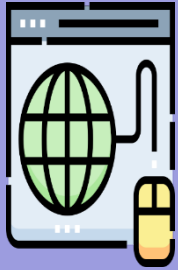
Digital Creation



Supporting Students in the Safe and Effective Use of the Devices

Supporting Safe and Effective Use of PLD


MOE has put in place measures to provide students with a safer digital learning environment:



**Cyber Wellness
Education**



**School-Based Learning
Routines**



**Device Management
Application (DMA)**

Cyber Wellness Education in CCE

Cyber Wellness will feature significantly in CCE lessons. Throughout their Secondary School education, students will learn about:

- Balanced use and self control
- Cyber bullying and Upstanding
- How to be a positive influence online
- How to handle online falsehoods
- How to manage social media (peer influence, emotions, echo chambers)
- Online relationship and Online safety (grooming, self disclosure)
- To respect intellectual property rights

School-Based Learning Routines

Routines help to build good habits and increase productivity in our children. Information on routines and acceptable use policy of the PLD can be found in our school website.

Personal Learning Device & Policy





Sexuality Education

Guide to SLS Account Management

Student Suggestion Scheme (3S)

should acquire as their PLD in 2024.

More details on procurement, funding and other administrative matters will be provided to the 2024 Secondary 1 parents in early January 2024.

-  [Parent Handbook \(I\) on Learning with a Personal Learning Device 2024](#)
-  [Parent Handbook \(II\) on Learning with a Personal Learning Device 2024](#)
-  [PLD Information Kit 2023](#)
-  [PLD Acceptable Use Policy For Students](#)

DMA Installation

- Your child's/ward's PLD will be installed with a Device Management Application (DMA) to provide a safer digital environment for learning.
- Installation of the DMA will be performed after the collection of the device. Students will be guided on the installation.
- The DMA will be funded by MOE and will be uninstalled from the device when your child/ward graduates/leaves the school.

Summary of DMA Options

	DEFAULT	OPTION A Modify DMA settings	OPTION B Disable DMA settings
<u>FILTERING OF WEB CONTENT</u>	MOE / School sets the level of filtering	Parent can apply additional filters	No content filtering
<u>CONTROL OF APPLICATIONS</u>	Parent cannot install additional applications	Parent can install additional applications*	Parent can install additional applications*
<u>LIMITS TO SCREEN TIME</u>	School sets limits for screen time	Parent can modify limits for screen time	No limits to screen time
<u>MONITORING OF CYBER ACTIVITIES</u>	Parent can monitor child's browser history	Parent can monitor child's browser history	No data is collected Parent cannot monitor child's use of the device through the DMA

- School will inform parents about how to exercise their DMA after-school option.
- Parents can request to change their DMA option subsequently. The request will be processed by the school on a monthly basis.

Which option is best for my child/ward?

1. Child's/ward's current device usage habits

How much time does my child/ward spend on their device?

How well is my child/ward able to regulate their device usage on their own?

Does my child/ward get easily distracted while doing online learning?

2. Parents'/Guardians' involvement

How confident and familiar am I with managing my child's/ward's cyber wellness?

Are there existing routines and open conversations on the use of the Internet at home?

Am I aware of how to prevent different types of cyber threats that my child/ward might face?



Have a conversation with your child/ward to talk about which setting is best for your child's/ward's learning.

Device and Funding Information



iPad 10.9" 10th Generation

Processor: A14 Bionic Processor

- Memory (GB): 4GB

- Storage (GB): 64GB

Device Bundle

Total cost with GST for device bundle: **\$911.20**

- 1) iPad 10.9" (10th generation) 64 GB Wi-Fi
- 2) Apple Pencil (USB-C)
- 3) Logitech Ruggedized Combo 4 Keyboard Folio

Insurance Coverage

The package includes a **1-year warranty**, and **1-year insurance**:

Insurance Coverage	Claimable
<ul style="list-style-type: none">• Fire• Lightning• Power Surges• Accidental e.g water spillage, drop etc• Theft due to forcible entry• Robbery <p>* Accidental loss will not be covered by insurance.</p>	<p>1 repair or 1 replacement (1- year insurance)</p>

Use of Edusave for Singapore Citizen

- **The cost of the device bundle can be paid using your child's/ward's Edusave account**, after setting aside provision for payment of miscellaneous fees.
- To ensure the affordability of devices, MOE has provided Edusave top-ups of \$200 in 2020 to 2022, and \$300 in 2023, to all eligible Singaporean students in primary and secondary schools.
- This is on top of the annual \$290 credited into the Edusave account for Secondary School students and \$230 for Primary School students.

Subsidy for lower income family

Student A (SC on MOE FAS)

Gross Household Income \leq \$3,000 or Per Capita Income \leq \$750

Student Subsidy

50% of bundle cost or \$350 whichever is lower

Student B (Non MOE-FAS SC from lower income family)

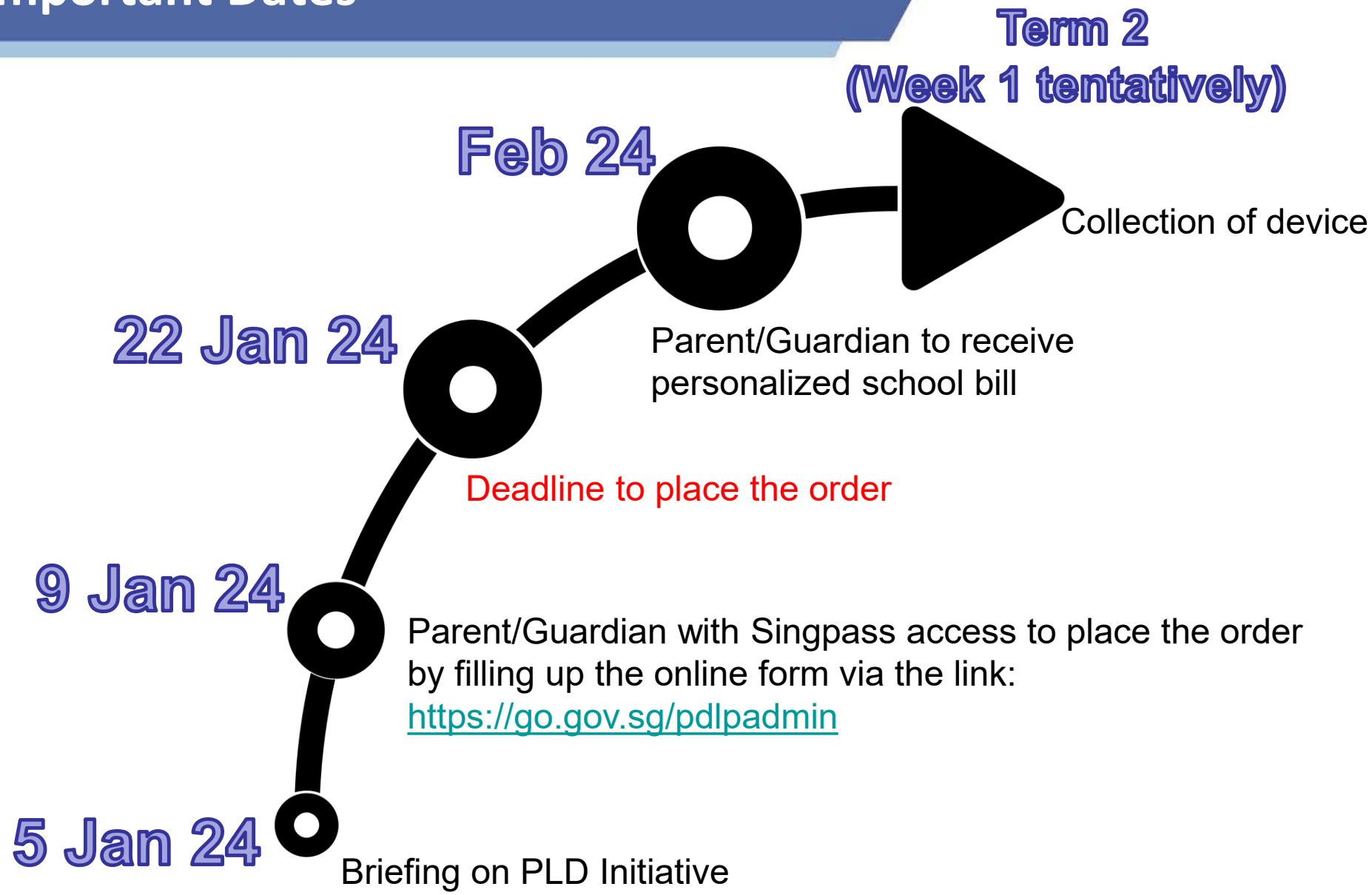
$\$3000 < \text{GHI} \leq \$4,400$ or $\$750 < \text{PCI} \leq \$1,100$

Student Subsidy

30% of bundle cost or \$200 whichever is lower

What's Next?

Important Dates



Online order form

(Government & Government-Aided Schools) Personalised Digital Learning Programme

— Instructions

Purchase of Personal Learning Device (PLD)

Collection of Personal Learning Device

1. Name of child / ward

! This field is required

2. NRIC or FIN of child / ward

3. School

 ▼ ×

4. **Class** (optional)

When indicating the class, please include the year. Eg. Sec 2-D (2020)

Collection of Device

Your child/ward will be collecting his/her device in school (in early Term 2). You will be informed when the date is confirmed by the vendor.



For further enquiries

To access / find out more about...	Contact / Helpline
Edusave balance	6260 0777
Financial assistance	67585070 ext. 138 (Mdm Soh Chya Cheyu)

